





MY GRAPH IS BLEEDING



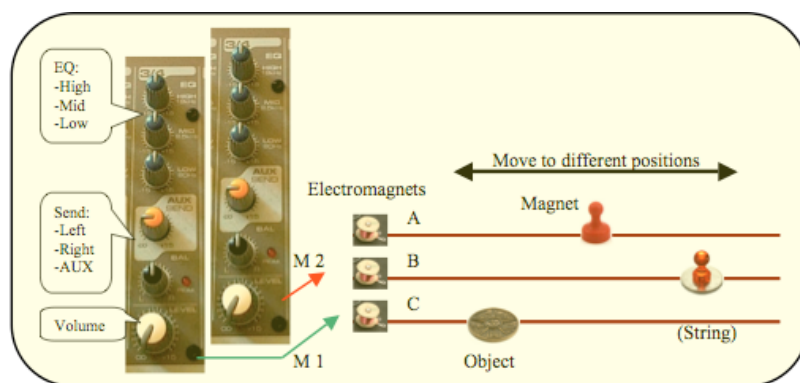
# MY GRAPH IS BLEEDING

FOR PIANO, FLAT AND SKITTLE MAGNETS, OBJECTS AND ELECTROMAGNETIC FEEDBACK

## INSTRUCTIONS

### PIANO SETUP

- A large flat magnet is placed on three adjoining strings anywhere below middle c. With a soft mallet strike the magnet softly whilst simultaneously plucking, with the flesh of the thumb, a low bass string.
- Acoustic feedback, generated via: two contact microphones → mixer → three electromagnets → three sets of strings with magnets and/or resonating objects.



### SCORE

Pictured are six 'time units' measured in breaths. For example, 15 means:

Play the bass sound (as described in the setup), alter three settings out of:

- panning/balance/send (left, right and AUX)
- EQ (high, mid and low)
- Skittle magnets
- Resonating material,

and wait 15 breaths until performing the next unit with a similar procedure.

All units are played once and in any order but performer must alternate between circle and triangle.